



# Transition Workbook



Moving from Primary to Secondary School is an exciting, but sometimes scary time!

A new building, new rules, new teachers, new routines and new friends are just some of the changes you will experience.

This workbook will help you to learn all about The King Edmund School.

# The King Edmund School



Use the school website to help you fill this in!

<b>Full name of the school</b>	
<b>School address</b>	
<b>School telephone number</b>	
<b>Name of the Head Teacher</b>	
<b>School starts at</b>	
<b>School finishes at</b>	
<b>I will get to school by</b>	
<b>How long will it take you to get to school?</b>	
<b>What time will you have to leave home?</b>	

# All About Me

Draw a self portrait here:

Name:

Birthday:

My Primary School:

Eye colour:

Hair colour:

<b>Favourite colour</b>	
<b>Favourite animal</b>	
<b>If I could have a superpower, it would be...</b>	
<b>Favourite school subject</b>	
<b>Best place I've ever been to...</b>	
<b>Dream country to visit...</b>	
<b>If I could travel back in time, I'd go to...</b>	
<b>My dream job is...</b>	


# Getting to KES

Getting to The King Edmund School safely is just as important as being there. In the box below, draw the route you are going to take to school (whether that's walking, cycling, driving or by bus). Identify spots where there could be hazards (e.g. busy roads) and explain how you will manage this safely!



# Uniform at KES

One of the different things about moving to secondary school is the change in uniform. At The King Edmund School, we pride ourselves in looking smart and professional at all times. Use the school website, or the picture below, to draw and label the school uniform you will wear onto the Lego figure. Fun fact: Every year group at KES has a different tie. The one in the picture is your Year 7 tie!



Why is wearing the correct school uniform important?

.....

.....

.....

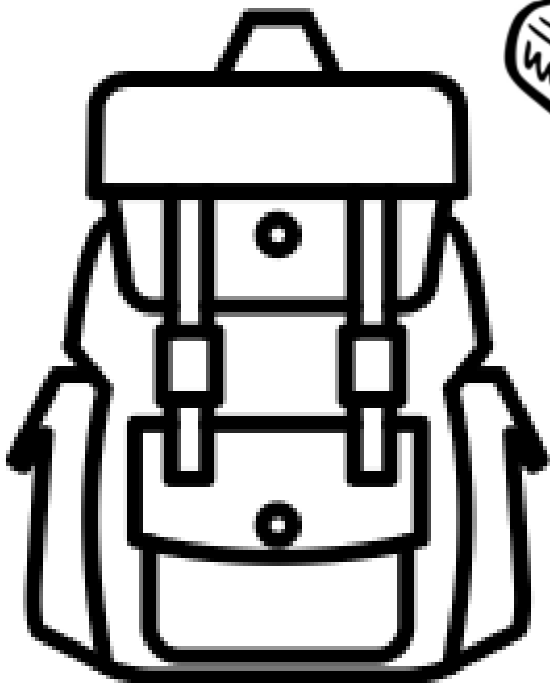

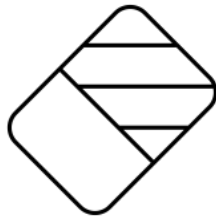
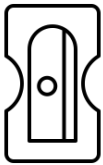

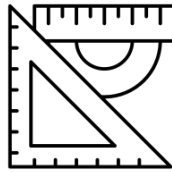
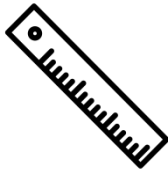
.....

.....

# Equipment

At secondary school, you will be moving around to different classrooms for different lessons. You could be in 5 classrooms in one day. This means that you need to bring all the equipment you will require with you for the day.

Equipment is very important and you will need different equipment for each lesson. Below are some items you will need to bring- Can you identify them?



Can you think of any more?

# Subjects at KES

You will experience lots of different lessons at KES. Try to find all of the subjects in this word search.

M	A	F	S	E	H	M	G	E	O	H	I	M	J	E	E	A
F	M	A	M	W	S	L	U	S	M	I	S	E	T	T	I	S
R	U	D	A	N	C	E	Z	S	A	C	P	N	U	H	A	I
A	F	G	T	R	D	P	W	R	I	I	A	G	T	I	N	U
H	S	R	H	P	G	R	T	E	N	C	I	T	O	C	A	O
J	T	A	S	L	U	B	N	Y	R	A	N	E	R	S	S	L
T	U	B	J	E	I	C	Q	L	E	R	M	X	T	A	S	S
E	E	A	U	H	E	M	U	A	H	S	U	D	I	N	E	P
N	F	X	L	G	E	O	G	R	A	P	H	Y	M	D	M	A
G	I	M	T	V	M	A	I	T	Y	E	O	A	E	M	B	N
L	O	A	I	I	O	T	O	H	R	T	T	S	C	O	L	I
I	P	T	E	E	L	G	R	D	U	O	E	R	A	R	Y	S
S	P	U	F	O	S	E	E	K	R	M	P	T	T	A	E	H
H	I	S	T	O	R	Y	S	C	S	A	S	M	E	L	R	A
E	N	J	V	E	P	I	F	J	N	O	M	U	R	S	B	K
J	K	C	A	T	E	R	I	N	G	C	N	A	R	P	U	M
Y	Z	X	T	L	S	V	Z	C	O	M	P	U	T	I	N	G

Maths  
English  
Science  
Geography  
History  
Art  
Music  
PE

Drama  
Dance  
Textiles  
Catering  
Computing  
Spanish  
Assembly  
Tutor Time

# Moving to KES

- List 4 things you are most excited about moving to KES:
  - 1.
  - 2.
  - 3.
  - 4.
- List 4 things you are a little worried/nervous about:
  - 1.
  - 2.
  - 3.
  - 4.
- List 4 things you would like to know about KES:
  - 1.
  - 2.
  - 3.
  - 4.
- List 4 things that will help you when moving to KES:
  - 1.
  - 2.
  - 3.
  - 4.
- List 4 differences between your primary school and KES:
  - 1.
  - 2.
  - 3.
  - 4.



# Expectations at KES

We have high expectations here at KES. This applies to the way we choose to conduct ourselves, the way that we behave towards other people, and the way that we behave in our lessons.

We expect everyone to be kind, supportive, studious, inclusive and proud, and that students arrive for their lessons punctual and prepared.



**Colour in the expectations you think are the most important:**

Turning up on time to lessons

Working successfully as part of a team

Being kind

Looking smart at all times

Contributing to lessons

Being respectful to all staff and students

Saying 'please' and 'thank you'

Supporting others

Holding the door open for someone

Having the correct equipment in lesson

100% attendance

Asking if someone is okay if they look upset

Putting litter in the bin

Asking for support if something has happened.

Going above and beyond with your work

Staying calm if something goes wrong

Walking around school quietly and calmly

Having a positive attitude

Apologising if you have done something hurtful

Making the right choices

Trying your best in every lesson

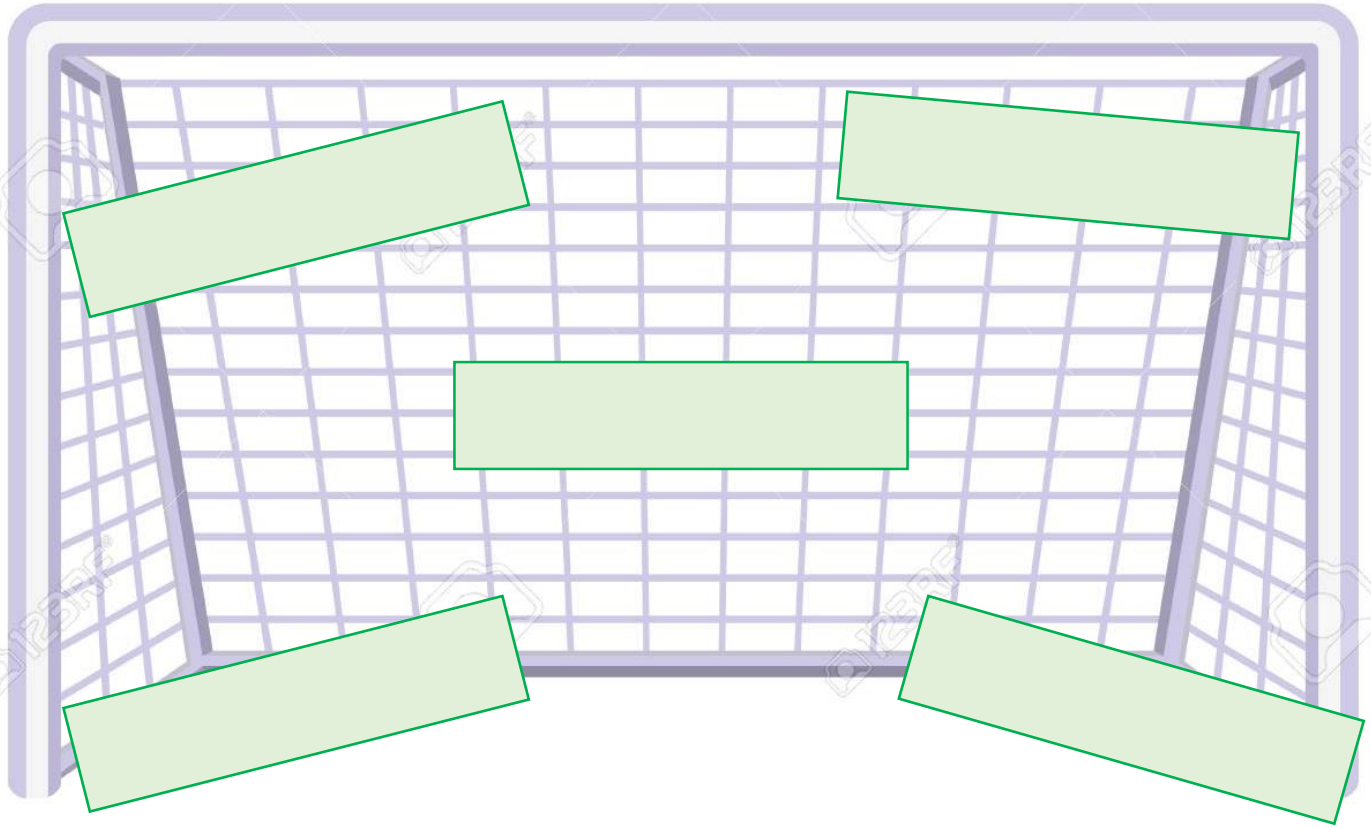
Remembering your homework

Giving someone a compliment

Asking for help when needed

# MY GOALS FOR KES

When you go to secondary school, you will learn a huge number of new skills, and improve skills you have practiced in primary school. In the goal below, use the list to write in 5 new skills of things you'd like to build on through your years at KES.



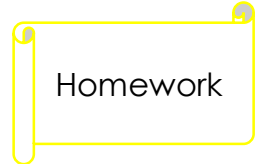
Be in a school play or production	Speak another language	Represent your school in a national competition
Learn to play a musical instrument	Volunteer in the local community	Travel to another country
Play for a school team	Learn a new skill	Take care of the school garden
Learn how to manage money	Taste food from another country	Improve your skills in a certain subject
Cook a new meal from scratch	Read new books	Take part in a fancy dress day
Create a piece of art	Raise money for charity	Become Head Boy or Girl
Learn how to read a map	Join an after school club	Learn to dance
Use computers to create your own website	Learn First Aid	Join the school choir
Make new friends from other schools	Work as part of a team	Try camping

# House system at KES



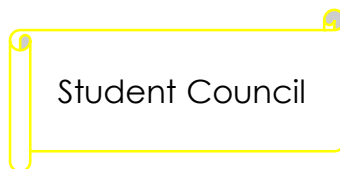
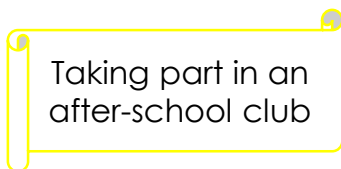
KES is split into three Houses that compete throughout the year to earn House Points, win prizes and awards and raise money for charity. Students earn House Points every day and can achieve different certificates and prizes. The Houses are Romans, Vikings and Saxons.



Students can earn House Points in lessons for many reasons including:



Students also earn House Points outside the classroom for being part of the KES community. Some examples are:



## COMPETITION TIME!

This booklet is your first chance to gain House Points for yourself and your house!

Fill this booklet in and bring it with you on your first day at KES to gain 5 House Points!